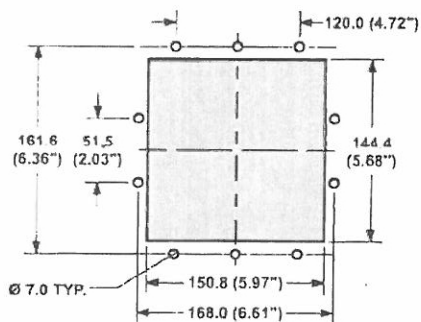


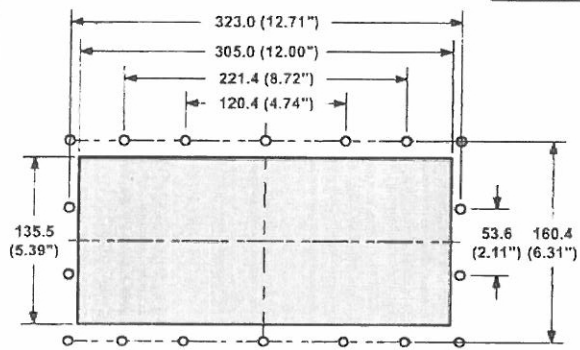
# ISTRUZIONI DI MONTAGGIO SKIMMER FUORI TERRA

Schema per tagli Skimmer  
bocca stretta art. 8020090

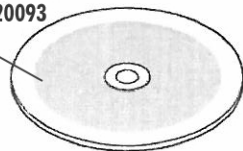


Unità in millimetri (pollici)

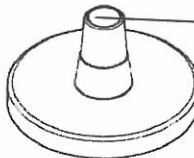
Schema per tagli Skimmer  
bocca stretta art. 8020097




015 Coperchio  
cod. 8020093



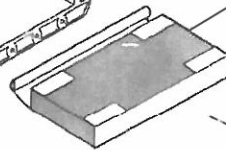
012 Atacco aspirazione scopa aspirafango  
cod. 8020101



016 Cestello con manico in plastica  
cod. 8020095



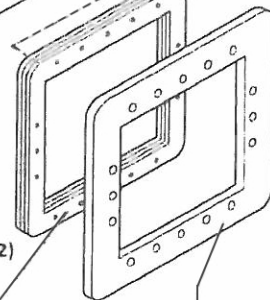
017 Aleta skimmer  
cod. 8020094



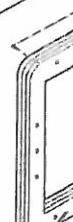
011 Raccordo tubo aspirazione



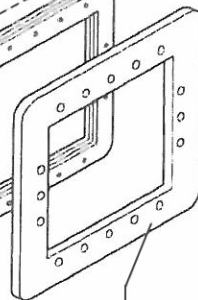
223 Supporto skimmer  
(solo per modello 002)  
cod. 8020104



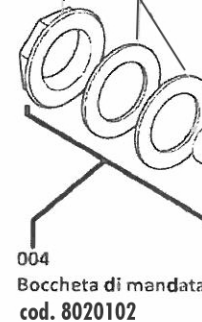
009 1x2 guarnizioni  
cod. 8020092



007 Flangia  
cod. 8020091



021 Dado ottagonale



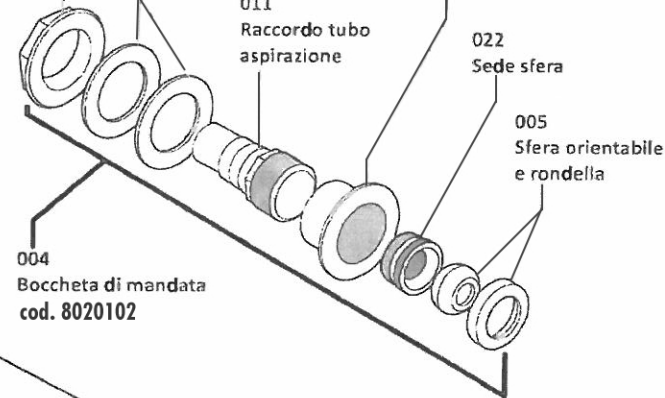
010 Guarnizione piata  
cod. 8020103

011 Raccordo tubo aspirazione

019 Anello della sfera

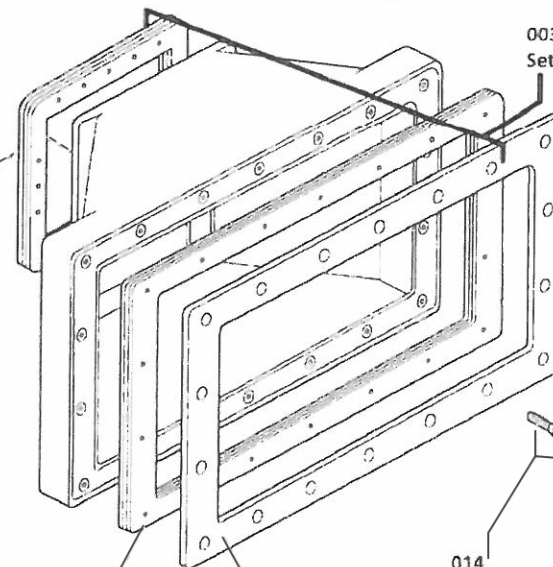
022 Sede sfera

005 Sfera orientabile e rondella



004 Boccheta di mandata  
cod. 8020102

003 Set bocca svasata



013 Vit per skimmer standar  
(10 pezzi)  
cod. 8020096

014 Vit per skimmer bocca svasata  
(14 pezzi)  
cod. 8020100

006 Flangia skimmer bocca svasata  
cod. 8020098

018 Doppia guarnizione piata bocca svasata  
cod. 8020099

